



February 2024

LIMITED TERM POOL MONTHLY REPORT

The Office of Financial Management manages the Limited Term Pool as if it were a Money Market Mutual Fund. This is a report that provides the monthly disclosures required by the rules that are in accordance with such funds.

Commonwealth of Kentucky
Holly M. Johnson, Secretary
FINANCE AND ADMINISTRATION CABINET



Limited Pool Performance

Results July 2011 through February 2024

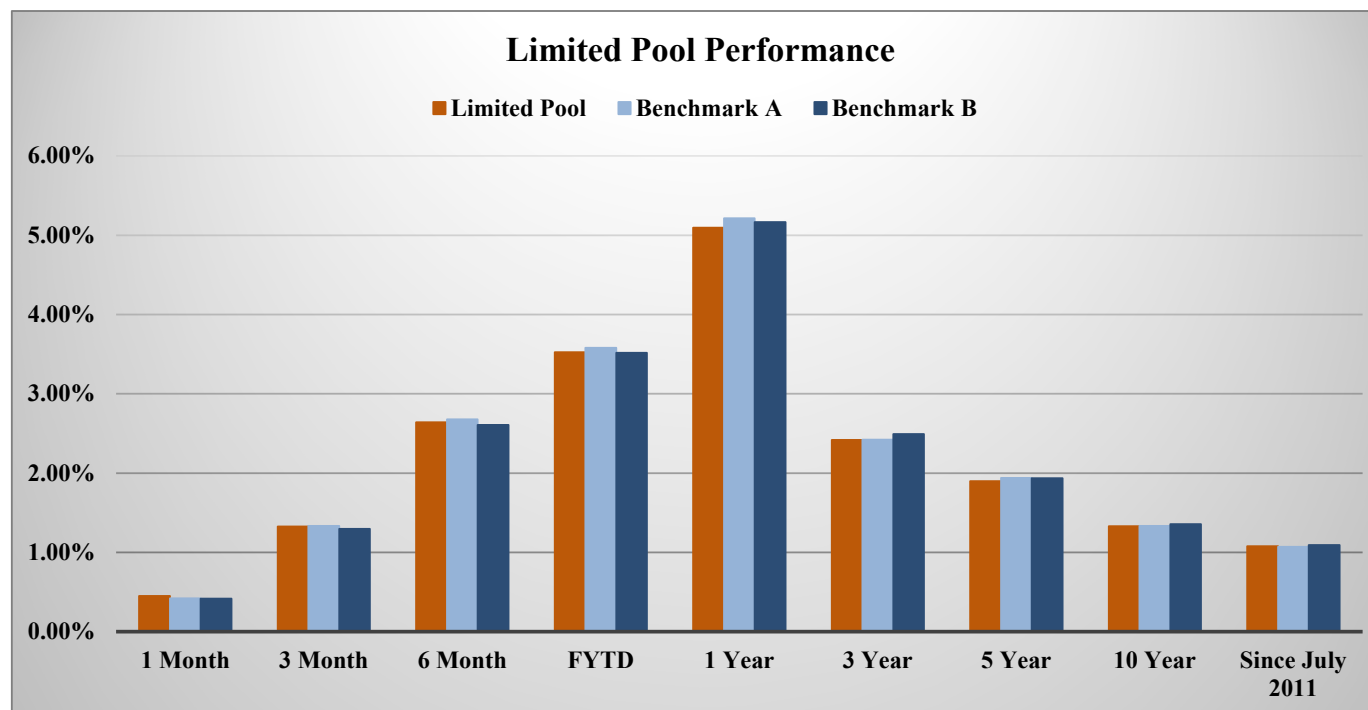
Time Period	Limited Pool	Benchmark A*	Benchmark B**
1 Month	0.451%	0.420%	0.415%
3 Month	1.325%	1.332%	1.296%
6 Month	2.641%	2.676%	2.608%
FYTD	3.525%	3.578%	3.518%
1 Year	5.093%	5.215%	5.164%
3 Year	2.416%	2.421%	2.493%
5 Year	1.899%	1.937%	1.935%
10 Year	1.329%	1.335%	1.355%
Since Inception	1.079%	1.069%	1.093%

*Benchmark A is S&P AAA & AA Rated GIP All 7 Day Net Yield.

**Benchmark B is Fed Funds Rate Index.

Returns less than a year are unannualized.

Limited Pool returns for all time periods listed are gross of management fee. Management fee is 0.05%, annualized.



Limited Term Pool Holdings Summary

As of February 29, 2024

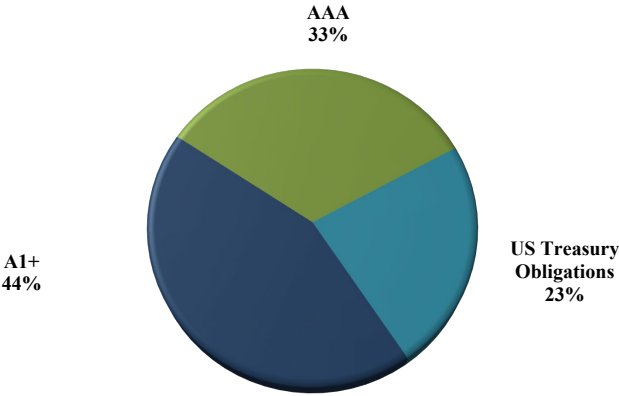
Category	Issuer	Cusip	Coupon	Effective Maturity	Final Maturity	Principal	Amortized Cost
Investment Company	Fidelity Govt Fund	31607A703	5.24	2024-03-01	2024-03-01	\$150,000,000	\$150,000,000
Investment Company	Federated Govt Fund	608919718	5.23	2024-03-01	2024-03-01	\$175,000,000	\$175,000,000
Investment Company	Northern Treasury Fund	665279808	5.21	2024-03-01	2024-03-01	\$50,000,000	\$50,000,000
Investment Company	Invesco Govt Fund	825252885	5.25	2024-03-01	2024-03-01	\$100,000,000	\$100,000,000
Investment Company	State Street Govt Fund	857492706	5.28	2024-03-01	2024-03-01	\$150,000,000	\$150,000,000
Investment Company	Allspring Govt Fund	949921126	5.24	2024-03-01	2024-03-01	\$175,000,000	\$175,000,000
Government Agency Debt	Fed Home Loan Disco Note	313384TT6	0.00	2024-03-01	2024-03-01	\$75,000,000	\$75,000,000
Government Agency Debt	Fed Home Loan Disco Note	313384TZ2	0.00	2024-03-07	2024-03-07	\$75,000,000	\$74,934,375
Government Agency Debt	Fed Home Loan Disco Note	313384UA5	0.00	2024-03-08	2024-03-08	\$75,000,000	\$74,923,583
Government Agency Debt	Fed Home Loan Disco Note	313384UD9	0.00	2024-03-11	2024-03-11	\$100,000,000	\$99,854,306
Government Agency Debt	Fed Home Loan Disco Note	313384UP2	0.00	2024-03-21	2024-03-21	\$75,000,000	\$74,781,458
Government Agency Debt	Fed Home Loan Disco Note	313384VA4	0.00	2024-04-01	2024-04-01	\$125,000,000	\$124,434,681
Government Agency Debt	Fed Home Loan Disco Note	313384VB2	0.00	2024-04-02	2024-04-02	\$100,000,000	\$99,532,444
Government Agency Debt	Fed Home Loan Disco Note	313384VE6	0.00	2024-04-05	2024-04-05	\$100,000,000	\$99,491,236
Government Agency Debt	Fed Home Loan Disco Note	313384VH9	0.00	2024-04-08	2024-04-08	\$50,000,000	\$49,722,653
Government Agency Debt	Fed Home Loan Disco Note	313384VK2	0.00	2024-04-10	2024-04-10	\$100,000,000	\$99,420,000
Government Agency Debt	Fed Home Loan Disco Note	313384VM8	0.00	2024-04-12	2024-04-12	\$75,000,000	\$74,539,750
Government Agency Debt	Fed Home Loan Disco Note	313384VQ9	0.00	2024-04-15	2024-04-15	\$50,000,000	\$49,673,125
Government Agency Debt	Fed Home Loan Disco Note	313384WP0	0.00	2024-05-08	2024-05-08	\$75,000,000	\$74,257,667
Government Agency Debt	Fed Home Loan Disco Note	313384WU9	0.00	2024-05-13	2024-05-13	\$75,000,000	\$74,206,125
Government Agency Debt	Fed Home Loan Disco Note	313384XC8	0.00	2024-05-21	2024-05-21	\$100,000,000	\$98,823,250
Government Agency Debt	Fannie Mae Disco Note	313588UA1	0.00	2024-03-08	2024-03-08	\$75,000,000	\$74,923,875
Treasury Debt	Treasury Bill	912797HG5	0.00	2024-04-25	2024-04-25	\$75,000,000	\$74,395,527
Treasury Debt	Treasury Bill	912797HH3	0.00	2024-05-02	2024-05-02	\$75,000,000	\$74,323,141
Treasury Debt	Treasury Bill	912797HQ3	0.00	2024-05-09	2024-05-09	\$50,000,000	\$49,496,827
Treasury Debt	Treasury Bill	912797HR1	0.00	2024-05-23	2024-05-23	\$125,000,000	\$123,490,581
Treasury Debt	Treasury Bill	912797JG3	0.00	2024-03-05	2024-03-05	\$75,000,000	\$74,956,297
Treasury Debt	Treasury Bill	912797JJ7	0.00	2024-03-19	2024-03-19	\$75,000,000	\$74,802,544
Treasury Debt	Treasury Bill	912797JK4	0.00	2024-03-26	2024-03-26	\$175,000,000	\$174,360,452
Treasury Debt	Treasury Bill	912797JN8	0.00	2024-04-16	2024-04-16	\$75,000,000	\$74,495,150
Other Commercial Paper	Toyota Motor Credit Corp	89233GGN0	0.00	2024-07-22	2024-07-22	\$25,000,000	\$24,474,674
Government Agency Repurchase Agreement	Scotia	N/A	5.37	2024-03-01	2024-03-01	\$105,075,407	\$105,075,407
Government Agency Repurchase Agreement	Cantor	N/A	5.39	2024-03-01	2024-03-01	\$105,075,407	\$105,075,407

\$3,085,150,814 **\$3,073,464,534**

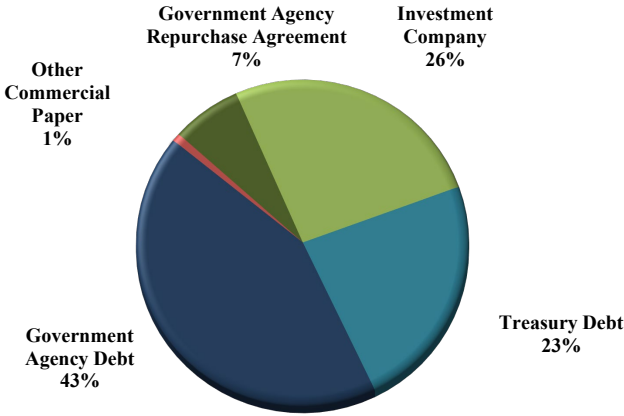
Limited Term Pool Rating and Sector Distributions

As of February 29, 2024

Credit Rating Distribution	Book Value	Percent of Total
Short Term Ratings		
A1+	\$1,342,993,201	43.7%
A1	\$0	0.0%
Subtotal	\$1,342,993,201	43.7%
Long Term Ratings		
AAA	\$1,010,150,814	32.9%
AA+	\$0	0.0%
AA	\$0	0.0%
AA-	\$0	0.0%
A+	\$0	0.0%
A	\$0	0.0%
A-	\$0	0.0%
Subtotal	\$1,010,150,814	32.9%
US Treasury Obligations	\$720,320,519	23.4%
Grand Total	\$3,073,464,534	100.0%



Sector Distribution	Book Value	Percent of Total
Treasury Debt	\$720,320,519	23.4%
Government Agency Debt	\$1,318,518,528	42.9%
Variable Rate Demand Note	\$0	0.0%
Other Municipal Debt	\$0	0.0%
Financial Company Commercial Paper	\$0	0.0%
Asset Backed Commercial Paper	\$0	0.0%
Other Commercial Paper	\$24,474,674	0.8%
Certificate of Deposit	\$0	0.0%
Structured Investment Vehicle Note	\$0	0.0%
Treasury Repurchase Agreement	\$0	0.0%
Government Agency Repurchase Agreement	\$210,150,814	6.8%
Insurance Company Funding Agreement	\$0	0.0%
Investment Company	\$800,000,000	26.0%
Grand Total	\$3,073,464,534	100.0%

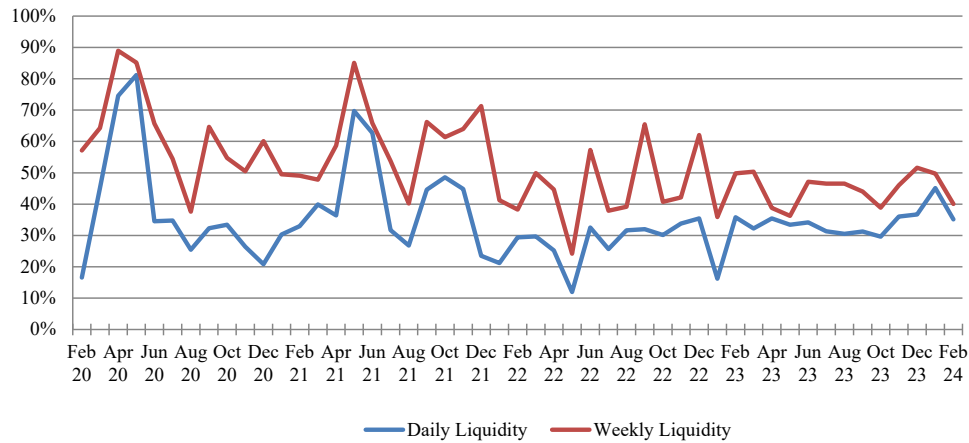


Limited Term Pool Liquidity and Maturity

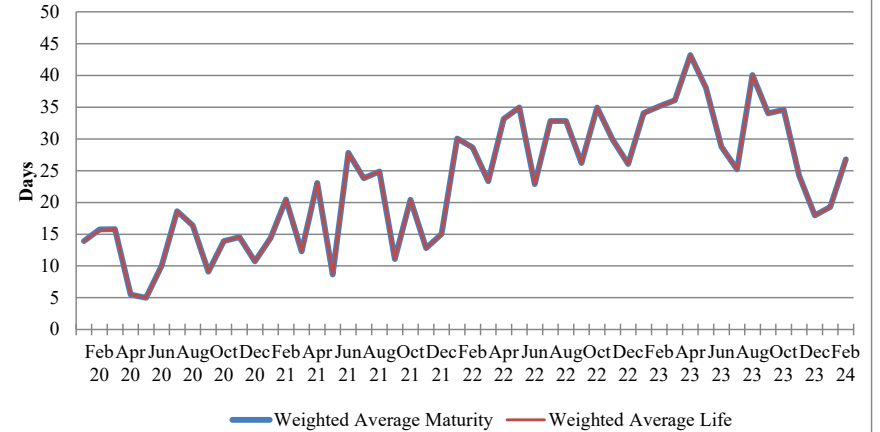
As of February 29, 2024

	2/29/2024	Last 3 Months	FYTD	YTD	1 Year	Since Inception
Weighted Average Maturity	26.8	21.3	27.8	23.0	30.7	25.0
Weighted Average Life	26.8	21.3	27.8	23.0	30.7	25.0
Daily Liquidity	35.2%	39.0%	34.5%	40.1%	34.3%	41.1%
Weekly Liquidity	40.0%	47.1%	45.4%	44.9%	44.7%	57.5%

Liquidity

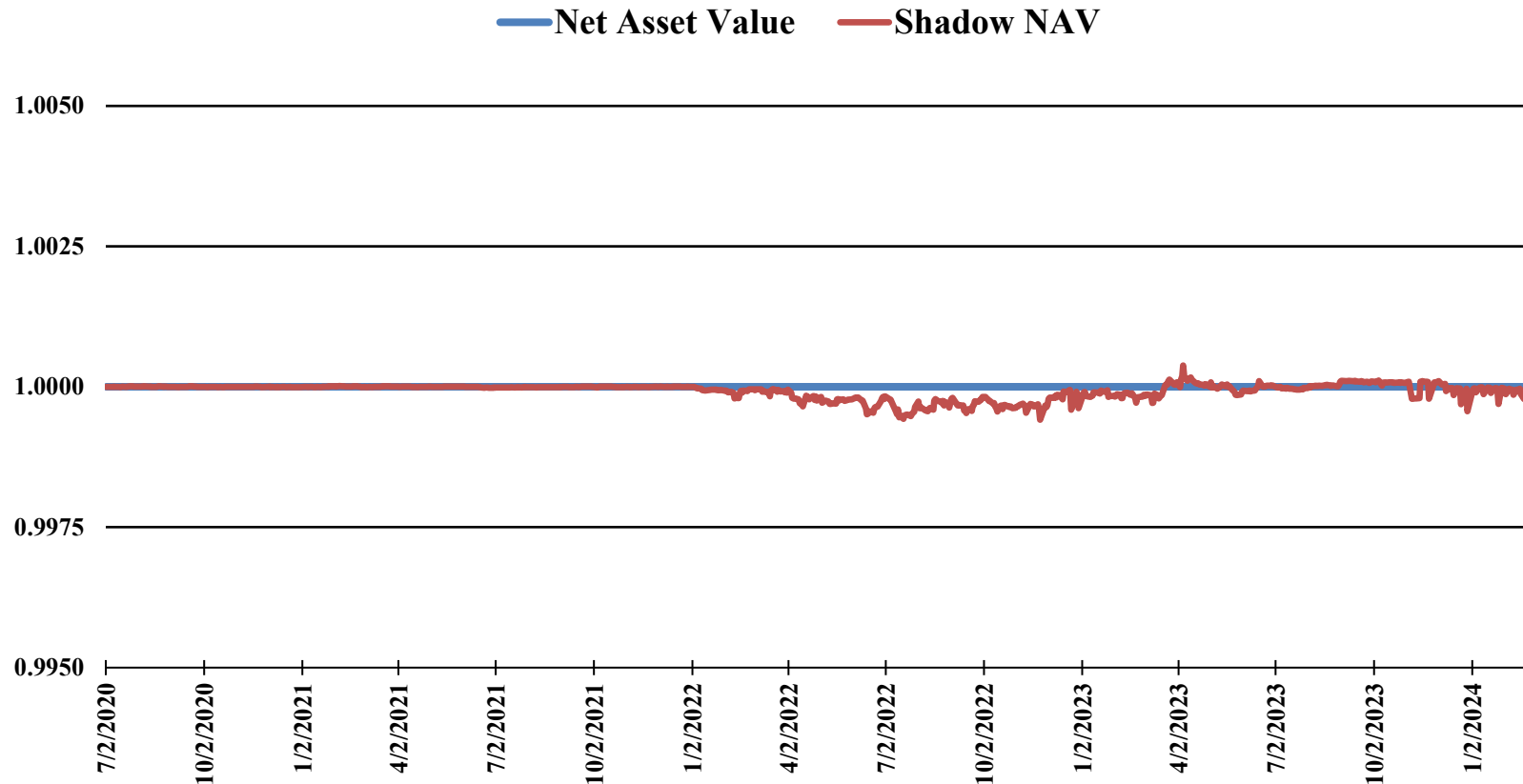


Maturity



Limited Pool

Net Asset Value



If the divergence between the NAV and the Shadow NAV exceed 0.0025 the SIC will be notified.

If the divergence between the NAV and the Shadow NAV exceeds 0.005, the fund has "broken the buck".

To date, the maximum divergence has been 0.0005871